



Professional Outdoor Replica CCTV Camera

Installation Manual

Model: CD420F



RoHS



Before commencing installation, please ensure you have all the parts listed below:



1 x Weatherproof housing & bracket



1 x Dummy camera w/ Lens



2 x Warning stickers



1 x Dummy power cable



1 x Junction box



Installation hardware for mounting wall bracket & junction box.

Installation / Operation:

Note: To reduce the risk of vandalism or interference with the product, choose a location which is not easily accessible from the ground (above 3m typical).



- 1) Slide the hood from the camera housing.




- 2) The camera inside the housing incorporates a flashing LED, which can be activated by inserting two AA batteries (not included). To access the dummy camera, remove screws from the front cover and bottom of the housing.



- 3) Slide the dummy camera out of the housing. Remove the battery cover and insert two AA batteries. The red LED light will begin flashing every 6 seconds.



4) To install the dummy power cable into the housing, unscrew the back cover and remove the top screw ring at one end of the power cable gland.



5) Now push the dummy power cable gland through the 20mm diameter hole and screw in the top ring to hold in position.



6) Remove the junction box lid and attach the other end of the power cable as above.





7) To attach the wall bracket, remove the large screw located at the bottom of the housing. Now fit the bracket to the housing and tighten as shown.



8) Mount the wall bracket in a suitable position using the screws provided. Adjust the angle of the camera using the TILT & SWIVEL adjustment screws.

9) Mount the junction box to your wall using the screws provided.



WARRANTY CARD

This product is guaranteed against faulty materials and workmanship for a period of twelve months from the date of purchase. This warranty becomes void if the product has been tampered with, damaged by accident, damaged in any other way by improper use or has been purchased second hand. All production orders have quality inspections.

*For any customer query or in the unlikely event of a product failure,
please contact your local office as set out below.*

DO NOT RETURN THE PRODUCT TO THE RETAILER

WARRANTY FOR APPLIANCES USED COMMERCIALY LIMITED TO 90 DAYS

Product: *Outdoor Replica CCTV Camera*

Model No: **CD420F**

Purchase Date: _____

Product Purchased From: _____

Your Name: _____

Address: _____

Phone Number: _____

IMPORTANT!

Please retain this warranty card along with your purchase receipt.
Please do not post to the retailer.

Contact details - 9:00am - 5:00pm (Mon - Fri)

RhinoCo Technology Australia Head Office:

9 Hannabus Place, McGrath's Hill, NSW. 2756 Australia, Phone: +61 2 5477 4708 Fax: +61 2 4577 4885

UK Sales Office

Unit 6 Ubique Park, March Way,
Battlefield Enterprise Park,
Shrewsbury, SY1 3JE
Phone: (+44) 0845 644 5421
Email: sales@rhinoco.co.uk

Italy Sales Office

24 Piazza Garibaldi, 98034
Francavilla Di Sicilia (ME) Italy
Phone: (+39) 0942 989241
Cell Phone: (+39) 328 6749742
Email: sales@rhinoco.it

South Africa Sales Office

Route 21 Corp/Park, Unit C3
Prospect Close, 311 Regency Drive,
Irene Ext 30, South Africa
Phone: (+27) 12 345 6626
Email: sales@rhinoco.co.za