



Part No. - AVTXRX5.8

USER MANUAL

5.8GHz WIRELESS 7CH AV Transmitter & Receiver Set



CONTENTS...

	Page
Important-Safety Precautions	2
System Installation	2-3
Channel Selection	3
Specifications	4
Warranty	5

Important-Safety Precautions:

This device of which operation is subject to the following two conditions:

1/ This device may not cause harmful interference

2/ This device must accept any interference received, including interference that may cause undesired operation.

- To prevent fire or shock hazard, do not expose this device to rain or moisture. Do not use near a bathtub, washbowl, kitchen sink, or laundry tub, in a wet basement, or near a swimming pool.
- To avoid electrical shock, do not open this device.
- This device should be operated to use only the power supply included with it or provided as an accessory.
- Do not overload wall outlets and extension cords as this can result in the risk of fire or electrical shock.
- Do not attempt to service this device yourself. Refer servicing to qualified personnel only.

Caution:

Changes or modifications not expressly approved by the Party responsible for compliance could void the users authority to operate the equipment.

Notice:

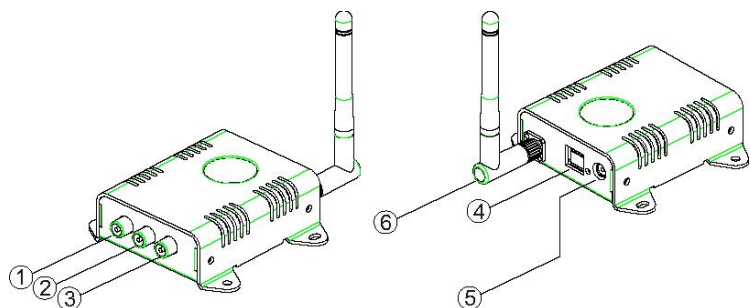
The changes or modifications not expressly approved by the party responsible for compliance could void the user's authority to operate the equipment.

IMPORTANT NOTE: To comply with the FCC RF exposure compliance requirements, no change to the antenna or the device is permitted. Any change to the antenna or the device could result in the device exceeding the RF exposure requirements and void user's authority to operate the device.

System Installation:

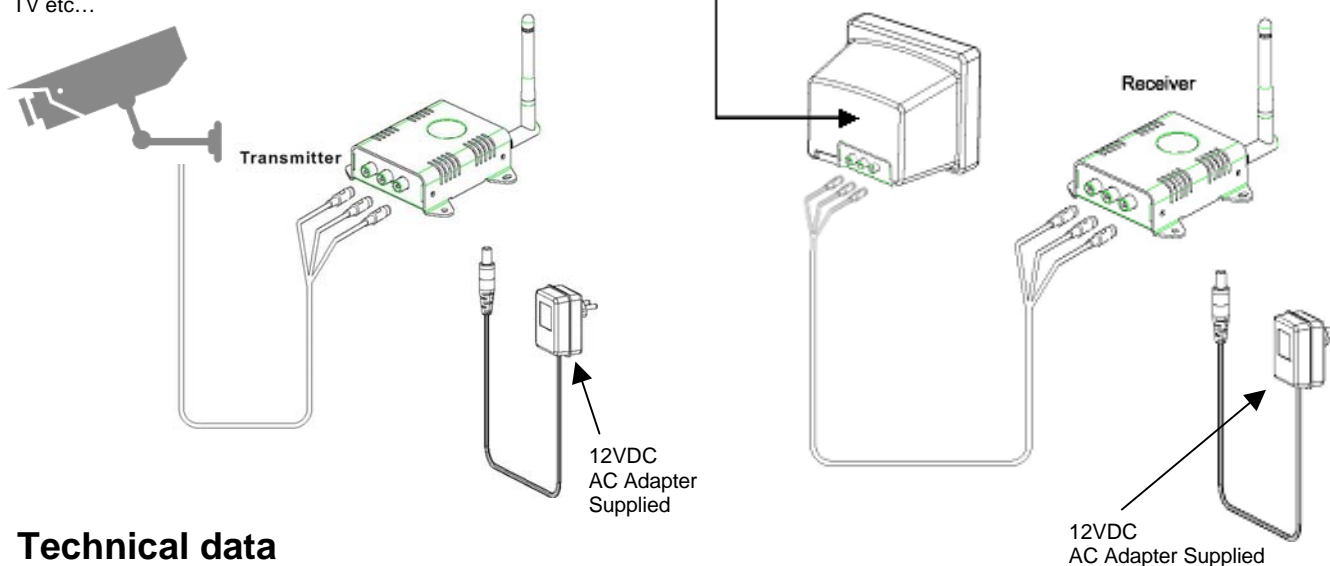
Connections Diagram:

1. Right audio - (red)
2. Left audio - (white)
3. Transmitter: Video input - (yellow)
Receiver: Video output - (yellow)
4. Channel selector
5. Power LED
6. Antenna connector



Installation Diagram:

Input source such as
CCTV camera, DVR,
TV etc...



Technical data

- Modulation: FM - Video-1Vp-p - Audio -1Vp-p
- Video input impedance: Video-75 ohms - Audio -600 ohms/10K ohms
- AV connections: AV jack- RCA to RCA line jacks
- Antenna: Dipole antenna
- Temp limit: Don't operate over 40°C

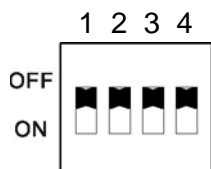
Caution:

- The minimum distance between the transmitter and receiver is 10m.
- * If the distance is less than 10m, please take the antenna off the AV receiver.
- The antenna must be put on the AV transmitter before turning power ON.

Channel Selection:

Select the channel required on the Transmitter and Receiver by setting the DIP switches in the ON or OFF position as set out in the table below.

Note: The Transmitter and Receiver MUST be set to the same channel to function correctly.



Channel DIP Switch Setting Table

	DIP1	DIP2	DIP3	DIP4
CH1	ON	ON	ON	OFF
CH2	OFF	ON	ON	OFF
CH3	ON	OFF	ON	OFF
CH4	OFF	OFF	ON	OFF
CH5	ON	ON	OFF	OFF
CH6	OFF	ON	OFF	OFF
CH7	ON	OFF	OFF	OFF

Technical specifications:

Item	Receiver
Operation Frequency Receiver	5725-5875 MHZ
Channel Selection	PLLSynthesizer,7CH
Channel Frequency	CH1:5740MHZ,CH2:5760MHZ,CH3:5780MHZ,CH4:5800MHZ CH5:5820MHZ,CH6:5840MHZ,CH7:5860MHZ
Video-Audio Demodulation	FM
Input Signal Level Range	-85—10dBm
Antenna	Omni-directional (Antenna Gain 2.15dBi)
Input Impedance	50 Ohm
Video Output Signal Level	1Vp-p,75D
Video Frequency Response	50HZ-5.5MHZ±0.5dB
Video S/N Ratio (100KHZ,1Vp-p sine Wave)	40dB
Audio Output Frequency Range	50HZ-20KHZ
Audio Frequency Response	50HZ-20KHZ±0.3dB
Audio Output Signal Level	3Vp-p
Audio S/N Ratio	50dB
Power Supply	DC12V
Dimension	80x65x26 m/m

Item	Transmitter
Operation Frequency	5725-5875 MHZ
Channel Selection	PLLSynthesizer,7CH
Channel Frequency	CH1:5740MHZ,CH2:5760MHZ,CH3:5780MHZ,CH4:5800MHZ CH5:5820MHZ,CH6:5840MHZ,CH7:5860MHZ
Video-Audio Modulation	FM
Carrier Frequency Accuracy	±300KHZ
Antenna	Omni-directional Antenna Gain 2.15dBi
Output Impedance	50 Ohm SMAConnector
Video Input Level	1Vp-p,750
Audio Input Level	1Vp-p,6000
Power Supply	DC12V
Dimension	110x75x23m/m

Limited Warranty

Cornick Pty Ltd (Seller) warrants its products to be in conformance with its own plans and specifications and to be free from defects in materials and workmanship under normal use and service for twelve months from the date of original purchase. Sellers obligation shall be limited to repairing or replacing, at its option, free of charge for materials or labor, any part which is proved not in compliance with Sellers specifications or proves defective in materials or workmanship under normal use and service. Seller shall have no obligation under this Limited Warranty or otherwise if the product is altered or improperly repaired or serviced by anyone other than Seller.

For Warranty Service: Return transportation prepaid with a copy of your purchase receipt and contact details to:
RhinoCo Technology, 9 Hannabus Place, McGraths Hill, NSW 2756 Australia.

Seller has no obligation to attend the buyer's location to retrieve the goods or make repairs onsite.

- There are no warranties, expressed or implied, of merchant ability, or fitness for a particular purpose or otherwise, which extend beyond the description on the face hereof. In no case shall seller be liable to anyone for any consequential or incidental damages for breach of this or any other warranty, express or implied, or upon any other basis of liability whatsoever, even the loss or damage is caused by its own negligence or fault.
- Seller does not represent that the products it sells may not be compromised or circumvented; that the products will prevent any personal injury or property loss by burglary, robbery, fire or otherwise; or that the products will in all cases provide adequate warning or protection. Customer understands that a properly installed and maintained alarm system or video surveillance system may only reduce the risk of a burglary, robbery, or fire without warning, but it is not insurance or a guarantee that such will not occur or that there will be no personal injury or property loss as a result.
- Consequently, seller shall have no liability for any personal injury; property damage or other loss based on a claim the product failed to give any warning. However, if seller is held liable, whether directly or indirectly, for any loss or damage arising under this limited warranty or otherwise, regard less of cause or origin, seller's maximum liability shall not in any case exceed the purchase price of the product, which shall be the complete and exclusive remedy against seller.
- This warranty replaces any previous warranties and is the only warranty made by the Seller on this product. No increase or alteration, written or verbal, of the obligations of this Limited Warranty is authorised. Please refer to the website (www.rhino.com.au) for a full list of trading terms.

HELPDESK: Phone 02 4577 4708 (9am – 5pm Mon- Fri) or email - support@rhino.com.au

SECURVIEW

Part No. - AVTXRX5.8

USER MANUAL - Version1.1

5.8GHz WIRELESS 7CH AV Transmitter & Receiver Set